

Alustar



Turning



Circular grinding

Aluminium body with unique worm gear actuating mechanism from WALMAG MAGNETICS.
The aluminium body has significantly reduced the weight of the chuck.

Typical set up procedure:


- 1) Switch ON up to 10-20% power
- 2) Workpiece centring
- 3) Switch ON up to 100% power
- 4) Workpiece machining

CONSTRUCTION

- + Robust, single piece top plate with radial poles and epoxy resin gaps
- + Double, high energy Neodymium magnetic system
- + Solid aluminium body with worm gear actuating mechanism, unique, very safe, self-locking mechanism, preventing switching-off during machining
- + Maximum clamping force up to 140 N/cm² - depending on the size of the chuck and the component

APPLICATION

- + Turning and grinding of ring shaped components

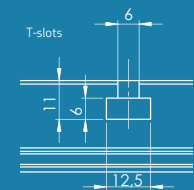
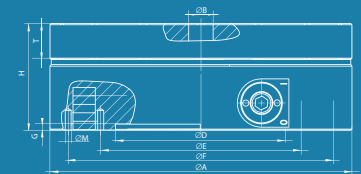


SCOPE OF SUPPLY

- + Ratchet key

OPTIONS

- + Through going centre bore
- + Accurate centring hole
- + Auxiliary top plate
- + Top plate with T-slots
- + Set of pole shoes



MOUNTING OF CHUCK TO MACHINE

The underside of the body has a recess and threaded holes for mounting a suitable flange.

ALUSTAR v30

Model	A [mm]	B [mm]	D [mm]	E [mm]	F [mm]	G [mm]	H [mm]	M [mm]	T [mm]	Number of poles	Weight [kg]
ALUS30D500	500	50	200	330	400	8	109	M8	30	16	98
ALUS30D600	600	90	250	350	450	8	109	M10	30	20	142

ALUSTAR v20

Model	A [mm]	B [mm]	D [mm]	E [mm]	F [mm]	G [mm]	H [mm]	M [mm]	T [mm]	Number of poles	Weight [kg]
ALUS20D200	200	20	60	110	180	5	79	M6	20	12	11,5
ALUS20D250	250	30	80	166	220	5	79	M6	20	12	18
ALUS20D300	300	38	150	180	260	6	82	M8	20	16	27
ALUS20D350	350	40	170	220	300	6	84	M8	20	16	36
ALUS20D400	400	40	200	260	340	8	84	M8	20	16	47